

Enhanced 1/3" Sony Color CCD Box Camera

CM-B7201

CM-B7200

Feature

- With 1/3" Format SONY CCD
- SONY HQ1, 530 TV Lines of High Horizontal Resolution (CM-X1050)
- SONY 11R, 420 TV Lines of High Horizontal Resolution (CM-X1060)
- Min Illumination 0.3 lux / F2.0 (CM-X1060)
- Audio Function Support
- Smooth and Streamline Shape Outlook Design



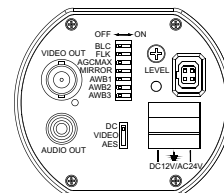
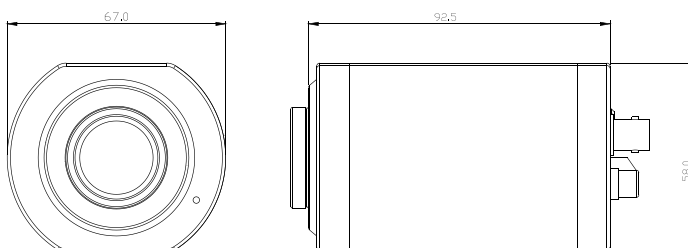
CM-B7201

CM-B7200

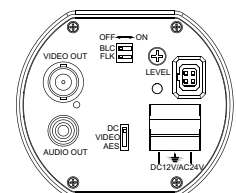
Specification

General	CM-B7201	CM-B7200
Pick up device	1/3" interline transfer CCD	1/3" interline transfer CCD
Total Pixels	NTSC:811(H) x 508(V) / PAL:795(H) x 596(V)	NTSC:537(H) x 505(V) / PAL:537(H) x 597(V)
Effective Pixels	NTSC:768(H) x 494(V) / PAL:752(H) x 582(V)	NTSC:510(H) x 492(V) / PAL:500(H) x 582(V)
Resolution	530 TV lines	420 TV lines
Sync. System	2:1 Internal	2:1 Internal
Scanning System	NTSC: 525 Lines/60 Fields ; PAL: 625 Lines/50 Fields	NTSC: 525 Lines/60 Fields ; PAL: 625 Lines/50 Fields
S/N Ratio	More than 48 dB (AGC OFF)	More than 48 dB (AGC OFF)
Electronic Shutter	Auto 1/60 (1/50) ~1/100,000 sec.	Auto 1/60 (1/50) ~1/100,000 sec.
Min. Illumination	0.5 lux / F2.0	0.3 lux / F2.0
Video Output	1.0 Vp-p / 75 ohm composite	1.0 Vp-p / 75 ohm composite
White Balance	ON / OFF	ON / OFF
AGC	ON / OFF	Auto
Electrical		
DC power Source	DC 12V; AC24V/DC12V; AC110/220V	DC 12V; AC24V/DC12V; AC110/220V
Power Consumption	2W (Max) ; 2.5W/2.8W (Max) ; 2.6W / 2.6W (Max)	1.6W (Max) ; 2.1W/2.4W (Max) ; 2.5W / 2.5W (Max)
Current	160mA(Max) ; 210mA/240mA(Max) ; 48mA /24mA(Max)	130mA (Max) ; 170mA/200mA (Max) ; 44mA /22mA (Max)
Weight	N.W.:/G.W.: 0.23kg / 0.33kg	N.W.:/G.W.: 0.23kg / 0.33kg
Dimension	67 (W)x 92.5 (D)x 58 (H)mm	67 (W)x 92.5 (D)x 58 (H)mm
Operation Temperature	-10 to 50°C (14 to 122°F)	-10 to 50°C (14 to 122°F)
Storage Temperature	-20 to 70°C (-4 to 158 °F)	-20 to 70°C (-4 to 158 °F)
Lense	Optional	Optional
Certification		CE / FCC

Dimension



CM-B7201



CM-B7200